

94

TRL Super Duty Casters (Thrust Swivel Section)

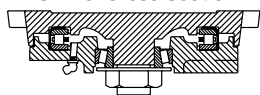


This caster has a precision roller bearing load and thrust swivel section (thrust swivel section = "TRL") and is precision machined to provide long life with greater capacity for that very rugged application. Made from AISI 1045 drop forged steel.

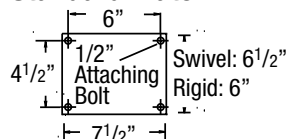
TYPICAL APPLICATIONS

- Die carts
- Towed trailers
- Automotive plants
- Aerospace industry
- Work stations
- Steelmills
- Aircraft maintenance
- Gantries

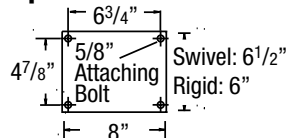
Swivel Cross Section



MOUNTING PLATE Standard Plate



Optional C Plate



FEATURES

- **Top Plate and Yoke Base:** 1/2" thick AISI 1045 drop forged steel
- **Swivel Load Race:** Precision tapered roller bearing which has 5" outside diameter for increased capacity
- **Thrust Bearing:** 1-1/4" tapered roller bearing
- **Legs:** 3/8" formed steel plate welded inside and outside for additional strength
- **King Bolt:** 1-1/4" diameter integrally forged with top plate for maximum strength
- **Axle:** 1" solid axle with lock nut
- **Lubrication:** Zerk fitting in yoke base and wheel hubs for ease of lubrication
- Alternate or custom caster configurations available

BEARING OPTIONS



RIG OPTIONS

- Spring-loaded, dual wheel models available, consult factory
- **Sealed swivel** section specify **NS94**

BRAKE OPTIONS

Poly Cam specify P



Single Side specify **SSB94**. **Double Sided** specify **DSB94**

Face Contact specify F



Wrap Around WB94

Hand operated field installable Swivel Lock specify **SL940000** (Yokes must be notched)



Swivel caster numbers shown, for rigid change STRL to R

Wheel Diameter (Inches)	Tread Width (Inches)	Capacity (Lbs) (Rated for manual operation)	Overall Height (Inches)	Swivel Lead (Inches)	Approx. Wt. (Lbs)	Caster Number
-------------------------	----------------------	---	-------------------------	----------------------	-------------------	---------------

Swivel caster numbers shown, for rigid change STRL to R

Wheel Diameter (Inches)	Tread Width (Inches)	Capacity (Lbs) (Rated for manual operation)	Overall Height (Inches)	Swivel Lead (Inches)	Approx. Wt. (Lbs)	Caster Number
-------------------------	----------------------	---	-------------------------	----------------------	-------------------	---------------

Moldon Rubber on Cast Iron (09 Tapered Roller Bearing)

Wheel Diameter (Inches)	Tread Width (Inches)	Capacity (Lbs)	Overall Height (Inches)	Swivel Lead (Inches)	Approx. Wt. (Lbs)	Caster Number
8	3	900	10 1/2	2 1/2	36 3/4	94MR08509STRL
10	3	1000	12 1/2	2 1/2	39 3/4	94MR10509STRL
10	4	1400	12 1/2	2 1/2	50 3/4	94MR10709STRL
12	3 1/2	1500	15 1/2	2 1/2	55 3/4	94MR12609STRL
12	4	1600	15 1/2	2 1/2	63 1/4	94MR12709STRL

Heavy Duty Moldon Rubber on Cast Iron (09 Tapered Bearing)

Wheel Diameter (Inches)	Tread Width (Inches)	Capacity (Lbs)	Overall Height (Inches)	Swivel Lead (Inches)	Approx. Wt. (Lbs)	Caster Number
10	3	1800	12 1/2	2 1/2	39 3/4	94MH10509STRL

Polyurethane on Cast Iron (09 Tapered Roller Bearing)

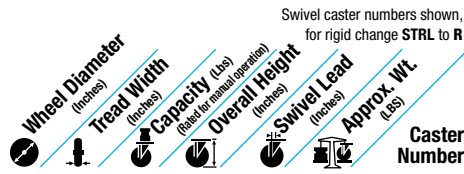
Wheel Diameter (Inches)	Tread Width (Inches)	Capacity (Lbs)	Overall Height (Inches)	Swivel Lead (Inches)	Approx. Wt. (Lbs)	Caster Number
6	3	2040	8 1/2	2 1/2	37 1/4	94PY06509STRL
8	3	2520	10 1/2	2 1/2	41	94PY08509STRL
8	4	3500	10 1/2	2 1/2	48	94PY08709STRL
10	3	3000	12 1/2	2 1/2	45 1/2	94PY10509STRL
10	4	4200	12 1/2	2 1/2	55	94PY10709STRL
12	3 1/2	4110	15 1/2	2 1/2	57 1/2	94PY12609STRL
12	4	4800	15 1/2	2 1/2	60	94PY12709STRL

PY Prevenz™ antimicrobial models available. Add PREV to end of model.

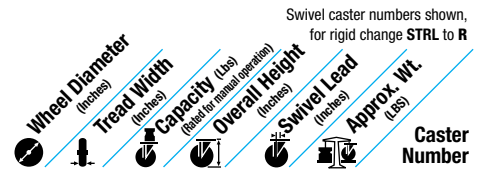
Polyurethane on Cast Iron (09 Tapered Roller Bearing)*

Wheel Diameter (Inches)	Tread Width (Inches)	Capacity (Lbs)	Overall Height (Inches)	Swivel Lead (Inches)	Approx. Wt. (Lbs)	Caster Number
6	2 1/2	1600	8 1/2	2 1/2	34	94PI06409STRL
6	3	2000	8 1/2	2 1/2	35 1/2	94PI06509STRL
8	2 1/2	2000	10 1/2	2 1/2	34 1/2	94PI08409STRL
8	3	2500	10 1/2	2 1/2	35 1/2	94PI08509STRL
10	2 1/2	2200	12 1/2	2 1/2	41	94PI10409STRL
10	3	3000	12 1/2	2 1/2	42 1/2	94PI10509STRL
12	2 1/2	2500	15 1/2	2 1/2	51 1/2	94PI12409STRL
12	3	3500	15 1/2	2 1/2	53	94PI12509STRL

*Roller (01) bearings available. Change "01" to other bearing code. Example: 94PI06401STRL



Swivel caster numbers shown, for rigid change STRL to R



Swivel caster numbers shown, for rigid change STRL to R

Polyurethane on Aluminum (09 Tapered Roller Bearing)*

	8	3	2520	10 1/2	2 1/2	41	94PD08509STRL
	10	3	3000	12 1/2	2 1/2	45 1/2	94PD10509STRL

* Roller (01) bearings available.
Change "09" to bearing code. Roller example: 94PD08501STRL

Thick Tread Polyurethane (09 Tapered Roller Bearing)

	6	3	2040	8 1/2	2 1/2	37 1/4	94PX06509STRL
	8	3	2520	10 1/2	2 1/2	41 1/2	94PX08509STRL
	8	4	3500	10 1/2	2 1/2	48	94PX08709STRL
	10	3	3000	12 1/2	2 1/2	46	94PX10509STRL
	10	4	4200	12 1/2	2 1/2	55	94PX10709STRL
	12	4	4800	15 1/2	2 1/2	60	94PX12709STRL

Prevenz™ antimicrobial models available. Add PREV to end of model.

Vulkollan on Cast Iron (09 Tapered Roller Bearing)*

	6	3	3000	8 1/2	2 1/2	37 1/4	94VY06509STRL
	8	3	4000	10 1/2	2 1/2	41	94VY08509STRL
	10	3	5000	12 1/2	2 1/2	45 1/2	94VY10509STRL

*Roller (01) and Precision Ball (28) bearings available. Change "01" to other bearing code. Precision example: 94VY06428STRL

Thick Tread Vulkollan (01 Roller Bearing)

	6	3	3000	8 1/2	2 1/2	37 1/4	94VX06501STRL
	8	3	4000	10 1/2	2 1/2	41 1/2	94VX08501STRL
	10	3	5000	12 1/2	2 1/2	46	94VX10501STRL

*Tapered Roller (09) and Precision Ball (28) bearings available.
Change "01" to other bearing code.
Precision example: 94VX06528STRL

Phenolic (09 Tapered Roller Bearing)

	6	2 1/2	2000	8 1/2	2 1/2	32 1/4	94TM06409STRL
	8	3	2500	10 1/2	2 1/2	38	94TM08509STRL
	10	3	2900	12 1/2	2 1/2	49	94TM10509STRL
	12	3 1/2	4000	15 1/2	2 1/2	49 3/4	94TM12609STRL
	12	4	8000	15 1/2	2 1/2	52 1/4	94TM12709STRL

Laminated Phenolic (09 Tapered Roller Bearing)

	6	3	2000	8 1/2	2 1/2	29 1/2	94TL06509STRL
	8	3	2500	10 1/2	2 1/2	32 1/4	94TL08509STRL
	10	3	3000	12 1/2	2 1/2	46	94TL10509STRL
	12	3 1/2	4000	15 1/2	2 1/2	49 3/4	94TL12609STRL

Cast Iron (09 Tapered Roller Bearing)

	6	3	2800	8 1/2	2 1/2	38 1/2	94CA06509STRL
	8	3	2800	10 1/2	2 1/2	38 1/2	94CA08509STRL
	8	4	6000	10 1/2	2 1/2	52 1/2	94CA08709STRL*
	10	3	2800	12 1/2	2 1/2	43 1/2	94CA10509STRL
	12	3	2800	12 1/2	2 1/2	49 1/2	94CA12509STRL

*Capacity decreases to 4000lbs if you specify a roller bearing (01).

Drop Forged Steel (01 Roller or 09 Tapered Roller Bearing)

	6	2 1/2	4000	8 1/2	2 1/2	37	94FS06401STRL
	6	2 1/2	5000	8 1/2	2 1/2	37	94FS06409STRL
	6	3	6000	8 1/2	2 1/2	45	94FS06501STRL
	6	3	10000	8 1/2	2 1/2	45	94FS06509STRL
	8	3	4500	10 1/2	2 1/2	44	94FS08501STRL
	8	3	5500	10 1/2	2 1/2	44	94FS08509STRL
	8	4	8350	10 1/2	2 1/2	47	94FS08701STRL
	8	4	10000	10 1/2	2 1/2	47	94FS08709STRL
	10	3	5000	12 1/2	2 1/2	53 3/4	94FS10501STRL
	10	3	9000	12 1/2	2 1/2	53 3/4	94FS10509STRL
	10	4	8350	12 1/2	2 1/2	73 1/2	94FS10701STRL
	10	4	10000	12 1/2	2 1/2	73 1/2	94FS10709STRL

V-Grooved Cast Iron (09 Tapered Roller Bearing)

	8	3	4000	10 1/2	2 1/2	42 3/4	94VL08509STRL
	10	3	4000	12 1/2	2 1/2	35 3/4	94VL10509STRL

V-Grooved Drop Forged Steel (01 Roller or 09 Tapered Roller)

	6	3	6000	8 1/2	2 1/2	45	94VF06501STRL
	6	3	6500	8 1/2	2 1/2	45	94VF06509STRL
	8	3	6000	10 1/2	2 1/2	44	94VF08501STRL
	8	4	8350	10 1/2	2 1/2	47	94VF08701STRL
	8	4	10000	10 1/2	2 1/2	47	94VF08709STRL
	10	4	8350	12 1/2	2 1/2	73 1/2	94VF10701STRL
	10	4	10000	12 1/2	2 1/2	73 1/2	94VF10709STRL

Ductile Iron Crowned Tread (01 Roller Bearing)

	6	2 1/2	3500	8 1/2	2 1/2	34	94FR06409STRL
	6	3	6000	8 1/2	2 1/2	35	94FR06509STRL
	8	3	6000	10 1/2	2 1/2	41	94FR08509STRL
	10	3	6000	12 1/2	2 1/2	46	94FR10509STRL

*Straight Roller (01) and Precision Ball (28) available.
(Tapered Roller example: 94FR08509STRL).
Ductile Iron Flat Tread (FM) and V-Groove (VM) models available.
Change FR wheel code to FM or VM. Example: 94FM08501TRL.

Ductile Iron (09 Tapered Roller Bearing)

	12	3 1/2	6000	15 1/2	2 1/2	67 1/2	94FM12609STRL
--	----	-------	------	--------	-------	--------	---------------

Prevenz™ Antimicrobial Wheels

To order add "PREV" to end of model number.

